

Dealers' Choice™

4250 Titan Aluminum Windows Features and Benefits



4250 Series Single Hung
(interior)



4250 XO Series Horizontal Slider
(exterior)



4250 XO Series
Horizontal Slider (interior)

- 2¼" Frame depth
- 1⅜" Nail fin setbacks
- Gasket seals at sill
- Integral limit latch
- Lifetime warranty
- Easy screen removal and installation
- Extruded Aluminum Glazing Bead (Won't shrink, crack or discolor)
- Tubular sill construction — XO Series (Added strength and rigidity) (Improved sealing characteristics)
- Adjustable dual one-piece brass rollers
- AAMA/NFRC tested and certified.
- ¾" over all "Duraseal" insulated glass units.
- Warm edge technology for enhanced thermal performance

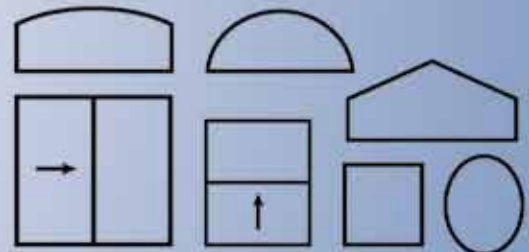


Cam Lock

Luxor Sliding Glass Door (interior)

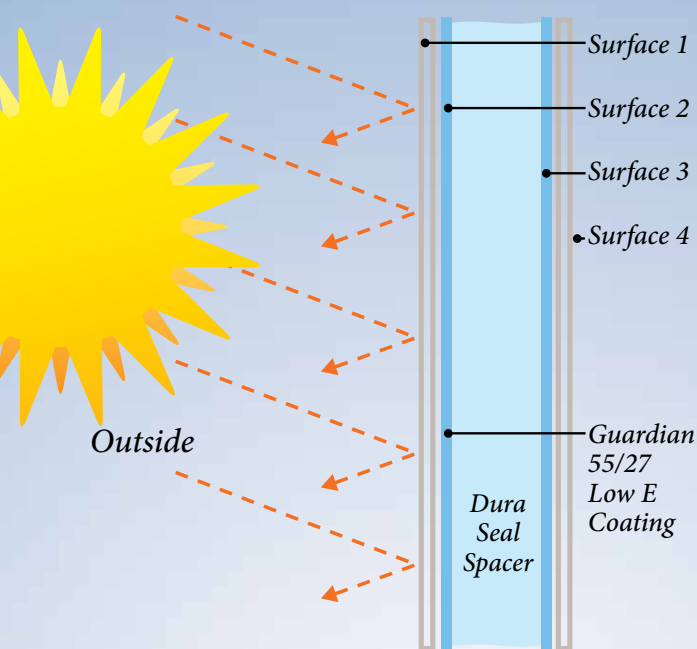


Frame Colors Available in White, Bronze,
Adobe and Satin Finish

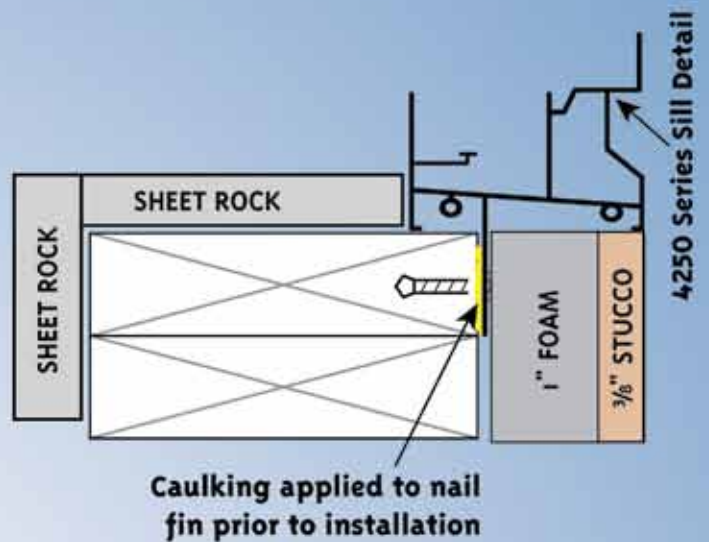




Guardian 55/27 Low E Coating



4250 Series Nail On Window Installation



U value and Solar Heat Gain Coefficient Range		
	U Value	SHGC
Aluminum frames with Low E Glass (Duraseal spacer)	.50 to .52	.25 to .26
Aluminum frames with clear glass (Duraseal spacer)	.65 to .66	.66 to .69

All Titan Windows Are
Commercially-Rated
LC-25 or Better

4250 Series Dimensions

Net sizes on all Titan Series products are $\frac{3}{4}$ " under call-out size. This formula holds true for fixed, stacked, mulled, sliders and single hungs. Net sizes on Luxor doors are $\frac{1}{2}$ " under call-out on width and $\frac{1}{4}$ " under call-out on height.

